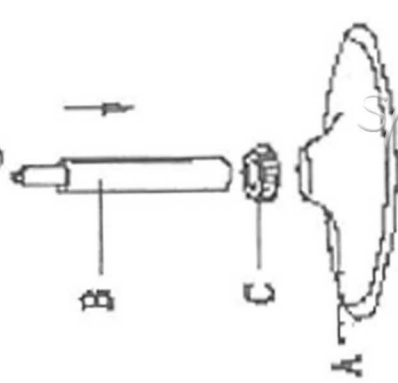
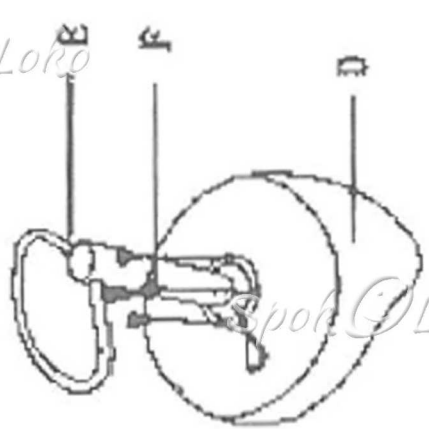

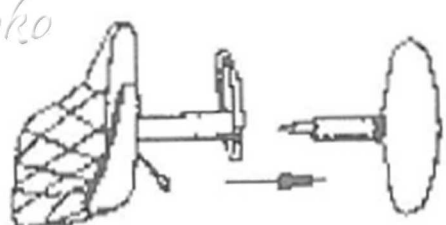
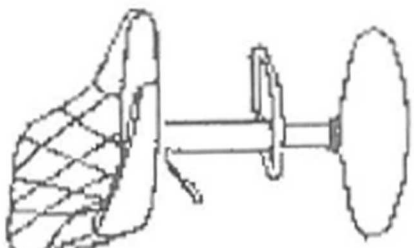


















# INSTRUKCJA OBSŁUGI - HOKER BETINA

<p>1</p> <p>NALEŻY USUNĄĆ PRZED UŻYCIEM</p> 	<p>2</p> 	<p>A</p>  <p>IPC</p>
<p>3</p> 	<p>4</p> 	<p>B</p>  <p>IPC</p>
<p>5</p> 	<p>6</p> 	<p>C</p>  <p>IPC</p>
<p>7</p> 	<p>8</p> 	<p>D</p>  <p>IPC</p>
<p>9</p> 	<p>10</p> 	<p>E</p>  <p>IPC</p>
<p>11</p> 	<p>12</p> 	<p>F</p>  <p>4PCS M8*18mm</p>
<p>13</p> 	<p>14</p> 	<p>G</p>  <p>IPC</p>